

# Interactive Robot Knowledge Patching using Augmented Reality

Hangxin Liu<sup>1\*</sup>, Yaofang Zhang<sup>1\*</sup>, Wenwen Si<sup>2</sup>, Xu Xie<sup>1</sup>, Yixin Zhu<sup>1</sup>, and Song-Chun Zhu<sup>1</sup>

**Abstract**—We present a novel Augmented Reality (AR) approach, through Microsoft HoloLens, to address the challenging problems of diagnosing, teaching, and patching interpretable knowledge of a robot. A Temporal And-Or graph (T-AOG) of opening bottles is learned from human demonstration and programmed to the robot. This representation yields a hierarchical structure that captures the compositional nature of the given task, which is highly interpretable for the users. By visualizing the knowledge structure represented by a T-AOG and the decision making process by parsing the T-AOG, the user can intuitively understand what the robot knows, supervise the robot's action planner, and monitor visually latent robot states (e.g., the force exerted during interactions). Given a new task, through such comprehensive visualizations of robot's inner functioning, users can quickly identify the reasons of failures, interactively teach the robot with a new action, and patch it to the current knowledge structure. In this way, the robot is capable of solving similar but new tasks only through minor modifications provided by the users interactively. This process demonstrates the interpretability of our knowledge representation and the effectiveness of the AR interface.

## I. INTRODUCTION

The ever-growing vast amount of data and rapid-increasing computing power have enabled a data-driven machine learning paradigm in the past decade. Using Deep Neural Networks (DNNs) [1], the performance of machine learning methods has reached a remarkable level in some specific tasks, even arguably better than human, e.g., control [2], [3], grasping [4], [5], object recognition [6], [7], learning from demonstration [8], and playing the game of go [9] and poker [10], [11]. However, despite these recent encouraging progress, DNN-based methods have well-known limitations; one of these limitations is the lack of interpretability of the knowledge representation, especially about how and why a decision is made, which plays a vital role in the scenarios where robots work alongside humans.

Meanwhile, contextual adaptation models using And-Or-Graph (AOG) and Probabilistic Programming start to demonstrate the interpretability using small amount of training data in robot learning [12], [13], recognition [14], [15], reconstruction [16], social interactions [17], causal reasoning [18], [19], playing video games [20], and human-level concept learning [21]. Although these types of models have been identified by DARPA as the representative models in the third wave of artificial intelligence [22], a natural and

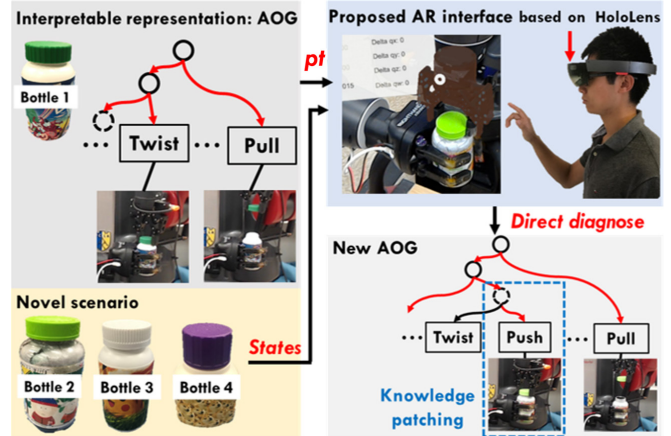


Fig. 1: System architecture. Given a knowledge represented by a T-AOG of opening conventional bottles, the robot tries to open unseen medicine bottles with safety lock. The proposed AR interface can visualize the inner functioning of the robot during action executions. Thus, the user can understand the knowledge structure inside the robot's mind, directly oversee the entire decision making process through HoloLens in real-time, and finally interactively correct the missing action (push) to open a medicine bottle successfully.

convenient way to teach and interact with a robot to acquire and accumulate such interpretable knowledge is still missing.

In this paper, we propose an augmented reality (AR) interface, through Microsoft HoloLens, to interact with a Re-think Baxter robot for teaching and patching its interpretable knowledge represented by the AOGs. In the experiments, we demonstrate the proposed AR interface develops interpretations at three different levels:

- 1) **Knowledge structure by compositional models.** We take an example of a robot opening various medicine bottles, and represent the robot's knowledge structure using a Temporal And-Or Graph (T-AOG) [14]. The T-AOG encodes a repertoire of a successful action sequence for a robot to open medicine bottles. Visualizing through the holographical interface, the state of robot represented by a T-AOG can be naturally inquired through gesture control (see Fig. 7a).
- 2) **Interpretable decision making.** Unlike a teacher can usually query students to verify whether they obtain the knowledge structure correctly, it is nontrivial for users to check and understand robots' inner functioning, making it difficult for users to diagnose the robot decision-making process. By visualizing the decision-making process on top of T-AOG through the holographical interface, information of interests can be better associate to the actual

\* Hangxin Liu, Yaofang Zhang contributed equally to this work.

<sup>1</sup> Hangxin Liu, Yaofang Zhang, Xu Xie, Yixin Zhu, and Song-Chun Zhu are with UCLA Center for Vision, Cognition, Learning, and Autonomy at Statistics Department. Emails: {hx.liu, v.zhang, xiexu, yixin.zhu}@ucla.edu, sczhu@stat.ucla.edu.

<sup>2</sup> Wenwen Si is with Department of Automation, Tsinghua University. Email: sww12@mails.tsinghua.edu.cn.

robot and the actual scene, thus help to gain insight about how a robot behaves and why it behaves in a certain way.

- 3) **Interactive knowledge structure patching.** Once the users find out the reason why a certain action sequence leads to a failure, the users can interactively patch the knowledge structure represented by the T-AOG: adding a missing node, deleting a redundant node, and updating a node representing a wrong action.

#### A. Related Work

**Explanation Interfaces** has a long and rich history in artificial intelligence. The goal of explanation interfaces is to generate explanations regarding particular predictions and decisions automatically so that users can diagnose and correct the wrong behaviors. Such types of systems have been deployed in a wide range of applications, *e.g.*, medical diagnoses [23], understanding agent's action [24], [25], activity recognition [26], robot control [27], and simulator for training in virtual environment [28], [29]. By adopting HoloLens, the most advanced commercial AR product to date, we hope to provide a fully mobile yet powerful explanation interface with modern visualizations, faster diagnoses, and more natural interactions.

**Augmented Reality (AR)** can overlay the symbolic and semantic information of a robot either to a simulator [30], [31], [32] or to a real-world scene. In particular, [33], [34], [35], [36] conveyed **robots intention** (*e.g.*, movements and trajectory) through projecting visual aids. Krücker *et al.* [37] transferred robot's camera view to user's head-mounted display in order to achieve better **teleoperation**. In other cases, researchers deploy AR to **display robot's states** to help users gain insight of the multi-robot systems [38], [39]. Compared to the present study, this line of work requires a fixed camera and/or projector, limiting the mobility of both human and robots.

AR is also proven to be effective in **interacting with robots**. Brageul *et al.* [40] incorporated AR techniques to develop a user interface to program a robot. Zaeh *et al.* [41] used a laser pointer with AR to update robot's trajectory. Kuriya *et al.* [42] introduced infrared marker projection and detection pipeline for robot navigation. Huy *et al.* [43] proposed a comprehensive system that consists of laser-writer, see-through head-mounted display, and a hand-held device to control a robot. Anderson *et al.* [44] enabled a robot to project its task information, *e.g.*, welding points, to the task space for user verification and re-programming. Compared to the present study, prior efforts mainly focused on providing one-time guidance, but not for teaching and accumulating interpretable knowledge for future similar tasks.

**Interpretability** of a robot's planning and knowledge representation determines whether users can effectively understand, verify, diagnose and agree with robot's behaviors. Past work in robot's interpretable representation can be summarized as two types. The first kind of representation utilizes Markov Decision Processes (MDP): it depicts the state transitioning by performing an action associated with a reward. For instance, Feng *et al.* [45] helped operator reason about system violations by defining a notion of structured

probabilistic counterexamples. Hayes and Shah [46] used MDP to generate a verbal explanation of robot behaviors. However, the decision rules obtained by the MDP is not readily interpretable as it lacks long-term dependencies.

The second type is the graphical models, including Hierarchical Task Network (HTN) that is widely used in robotics, and And-OR Graph (AOG) rooted from the community of knowledge representation. This type of models symbolically abstracts each motion primitive. It has been utilized in cloth-folding with causal relation [12], human-robot collaborations [47], learning social interactions [17], and complex manipulation for opening medicine bottles [48].

**Learning from Demonstration (LfD)** is a vast field with a rich history [8]. In the present study, using vision-based algorithms, the robot can learn the action sequence of opening bottles from the demonstrations. Given demonstrations of opening a medicine bottle with safety lock, the additional action "push" is not directly perceivable from human demonstrations using vision sensor alone, making the demonstrations identical to the ones for conventional bottles, resulting in the failure of opening the lid. In such cases, the users can use the proposed AR interface to interactively diagnose the action sequence and correct the missing action, leading to a successful opening.

#### B. Contribution

This paper makes the following three contributions:

- 1) We introduce a new AR interface based on the state-of-the-art head-mounted display, Microsoft HoloLens, providing users a much more natural way to interact with a robot. In addition to visualizing robot's states, intentions, or controlling robots, we further visualize robot's knowledge representation so that users can understand why and how a robot will behave.
- 2) In contrast to using additional force sensing [49] to perceive the visually hidden force [48], the present study provides an intuitive way for users to augment the visually imperceptible knowledge on top of the learned action sequence represented by a T-AOG. In this way, the AR interface affords a much more effectively diagnose and knowledge patching process. Furthermore, it often has a much lower cost, as users do not need to build any additional sensors or apparatus to demonstrate the tasks.
- 3) We build a communication interface between the HoloLens platform and ROS, and are publicly available online <sup>1</sup>. It allows a variety of interchangeable messages, which we hope would ease the development difficulties across commonly used platforms.

#### C. Overview

The remainder of the paper is organized as follows. Section II outlines the AOG representation and the architecture of AR system. Learning knowledge representation of opening bottles from human demonstration is described in Section III. In Section IV, we showcase some experiment results, including the visualization of the interpretable knowledge, the

<sup>1</sup>[https://github.com/xiaozhuchacha/AOG\\_AR](https://github.com/xiaozhuchacha/AOG_AR)

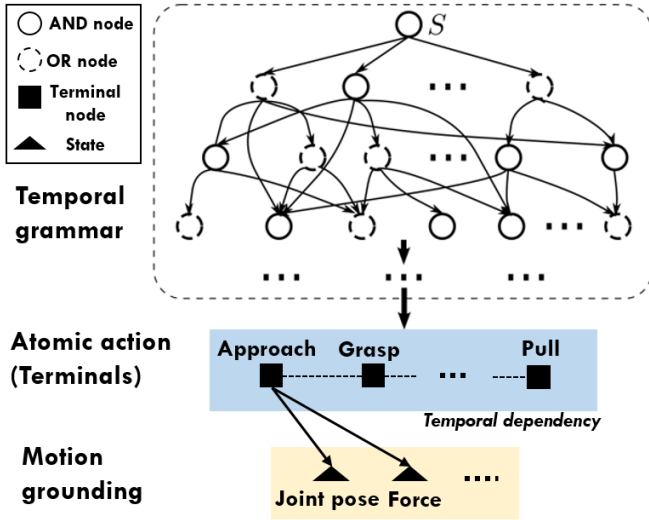


Fig. 2: Illustration of a T-AOG. The T-AOG is a temporal grammar in which the terminal nodes are motion primitives of hand-object interactions.

decision-making process of the robot, and an example of knowledge patching to update the robot's knowledge for a new task. We conclude and discuss the results in Section V.

## II. METHODOLOGY

This section introduces the representation of knowledge structure and describes the proposed AR system architecture.

### A. Representation

We represent the action sequence to execute a task by a structural grammar model, T-AOG (see Fig. 2). An AOG is a directed graph which describes a stochastic context-free grammar (SCFG), providing a hierarchical and compositional representation for entities. Formally, an AOG is defined as a five-tuple  $G = (S, V, R, P, \Sigma)$ . Specifically,

- $S$  is a start symbol that represents an event category (e.g., opening a bottle).
- $V$  is a set of nodes including the non-terminal nodes  $V^{NT}$  and terminal nodes  $V^T$ :  $V = V^{NT} \cup V^T$ . The **non-terminal** nodes can be divided into And nodes and Or nodes:  $V^{NT} = V^{And} \cup V^{Or}$ . An **And-node** represents the compositional relations: a node  $v$  is an And-node if the entity represented by  $v$  can be decomposed into multiple parts, which are represented by its child nodes. An **Or-node** indicates the alternative configuration among its child nodes: a node  $v$  is an Or-node if the entity represented by  $v$  has multiple mutually exclusive configurations represented by its child nodes. The **terminal** nodes  $V^T$  are the entities that cannot be further decomposed or have different configurations; it represents the set of motion primitives that a human/robot can perform (e.g., approaching, twisting).
- $R = \{r: \alpha \rightarrow \beta\}$  is a set of production rules that represent the top-down sampling process from a parent node  $\alpha$  to its child nodes  $\beta$ .
- $P: p(r) = p(\beta|\alpha)$  is the probability associated with each production rule.

- $\Sigma$  is the language defined by the grammar, i.e., the set of all valid sentences that can be generated by the grammar.

A **parse tree** is an instance of AOG, where for each Or-node, one of the child nodes is selected. A temporal parse tree  $pt$  of an event is a sub-graph of the T-AOG that captures the temporal structure of the scenario. The terminal nodes of  $pt$  form a valid sentence; in this case, terminal nodes are a set of atomic actions for the robot to execute in a fixed order.

### B. System Architecture

**AR Headset:** Using AR headset, both symbolic and semantic information of the robot can be augmented on top of the observed actual scenes, allowing users to gain better situational awareness and insights of the robot's status. In the present work, we adopt the state-of-the-art AR head-mount display HoloLens. Compared to other available AR headsets, HoloLens is the first untethered AR head-mounted display that allows the user to move freely in the space without being constrained by any cable connections. Integrated with 32-bit Intel Atom processors, HoloLens provides a reliable localization using IMU, four spatial-mapping cameras, and a depth camera. Using Microsoft's Holographic Processing Unit, the users can realistically view the augmented contents. Common interactions, such as gaze, hand gesture, and voice control with Cortana, are integrated, making HoloLens the most suitable device for the present study. The holograms displayed on its screen are created using Unity3D game engine, through which various visual effects can be introduced.

**Robot Platform:** We experiment the proposed AR interface with a robot platform consists of a dual-armed 7-DoF Baxter robot from Rethink Robotics mounted on a Data Speed mobility base. The robot is equipped with a ReFlex TackTile gripper on the right wrist and a Robotiq S85 parallel gripper on the left. The entire system runs on Robot Operating System (ROS), and arm motion planning is computed using *MoveIt!*. This comprehensive research robotics system has been proven suitable for many challenging tasks in robotics researches [12], [17], [48].

**Overall Framework:** Fig. 1 illustrates the system architecture of the proposed interface. A repertoire of robot opening a conventional bottle (Bottle 1) with no safety lock is taught to the robot through imitation learning. We visualize its interpretable knowledge representation and a set of AR elements that reveal the robot's state and decision-making process represented by a parse tree  $pt$  through the HoloLens.

Given a new scenario, i.e., to open several medicine bottles (Bottle 2-4) that require pressing down the lid during twisting, the robot is asked to execute and open these bottles. For such task, the critical actions involved (e.g., whether pressing down or not) are perceptually similar to the actions of opening conventional bottles. Therefore, the learned knowledge of opening a conventional bottle becomes insufficient; without knowing the action of pressing down, the sampled  $pt$  always leads to failures of opening medicine bottles with safety lock.

Through the AR interface, users can quickly identify the reasons for failures through HoloLens, interactively teach the robot with a new action, and patch it to the knowledge

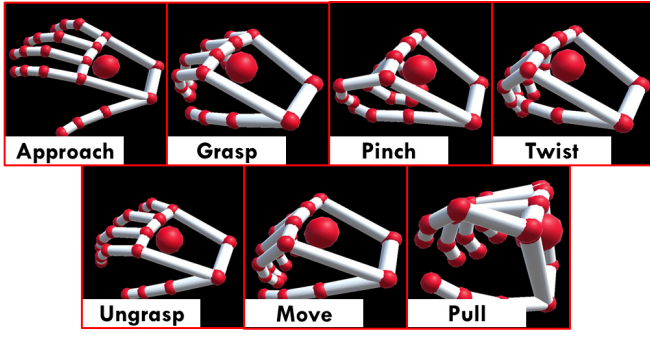


Fig. 3: Average hand skeleton of 7 atomic actions. *Approach*: move towards the lid. *Grasp/Pinch*: contact lid. *Twist*: rotate along the unlock direction. *Ungrasp*: release lid. *Move*: rotate to neutral position. *Pull*: pull the lid off the bottle.

structure represented by the T-AOG. In this way, the robot is capable of solving similar but new tasks only through minor modifications provided by the users interactively. This process demonstrates the interpretability of our knowledge representation and the effectiveness of the AR interface.

### III. IMITATION LEARNING

This section briefly describes the pipeline for teaching a robot to open conventional bottles through imitation learning. We adopt the pipeline proposed by Edmonds *et al.* [48]. In contrast, our work makes two differences: i) we capture pose information of hand-object interactions with LeapMotion sensor to avoid the use of a tactile glove [49] and Vicon, ii) we apply a modified version of the ADIOS (automatic distillation of structure) [50] to induce the temporal grammar T-AOG of the task, yielding a more compact AOG model.

**Human Data Collection:** Twenty manipulations of opening medicine bottles are collected using hand tracking by LeapMotion sensor. The captured data is manually segmented into sequences of atomic actions. Fig. 3 presents the average hand skeleton of each atomic action, as well as the description of these atomic actions. Note that two actions are different during contacting the lid: *Grasp* refers to a grasping with all fingertips contacting with the lid, whereas *Pinch* is the action that only the tips of the thumb and the index finger contact with the lid.

**Grammar Induction:** A T-AOG is induced from segmented action sequences using a modified version of ADIOS algorithm [50]. It results in a stochastic context-free grammar with probabilistic Or-nodes (see Fig. 4). Given the learned T-AOG, a parse tree  $pt = (a_0, \dots, a_K)$  can be obtained by decomposing all the And-nodes and selecting one branch at each Or-node. The robot can execute  $pt$  by performing the actions encoded by the terminal nodes in temporal order to accomplish the task.

**Mirroring Human Actions to Robot:** We endow the robot with a dictionary of atomic actions corresponding to the human’s manipulative actions (see Fig. 3). Specifically, each action is represented by the change of robot’s end-effector pose or the open/close of the gripper. For instance, the robot *approaches* the lid by moving to a new pose assuming the

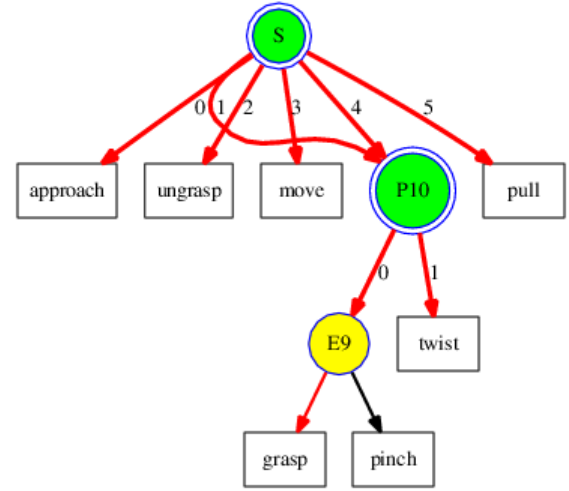


Fig. 4: Learned AOG. The green and yellow nodes are And-nodes and Or-nodes, respectively. The numbers on edges of And-nodes indicates the temporal order of expansion. The red edges indicates a possible *parse tree*. The action sequence is *approach grasp twist ungrasp move grasp twist pull*.

relative pose of the lid is known, *twists* the lid by rotating the gripper to the counter-clockwise direction, and *moves* the lid is to rotate in the opposite direction.

### IV. STATE VISUALIZATION AND KNOWLEDGE PATCHING

This section showcases the functionality and the effects using the proposed AR interface: i) diagnosing the formerly obscure robot inner functioning and knowledge structure becomes possible through the visualization, and ii) the user can teach new knowledge to the robot in novel scenarios by patching the interpretable knowledge structure.

Notice that the following qualitative results are captured in two ways. The first type of results is captured by a DSLR camera seeing through the HoloLens. This is what a user would see directly through the HoloLens, and it mimics the first-person egocentric view with distortion, slightly worse color contrast, and some blurs (Fig. 5a, 5b, 5d, and 6a) due to limited field of view, the curvature of the lens, and reflectance of HoloLens’ screen. The second type of results are captured by the mixed reality capture feature of the HoloLens that overlays the holograms to the image captured by HoloLens’s PV camera (Fig. 5c, 5e, 6b, and 6c).

Although the second type of the images is of higher quality, they are not exactly the same as what users would see. Hence, we present the results in Fig. 5 and 6 in a mixture format using two capturing methods to show the actual realism that the HoloLens would afford to users in real-world, whereas Fig. 7 to 10 use images captured only by the second type to better illustrate the functionality and the procedures of the proposed AR interface.

#### A. AR Interface

We developed a two-way communication bridge between ROS and HoloLens to exchange various messages across two platforms. From ROS to HoloLens, the bridge allows the ROS topic messages generated by the robot to be






Fig. 5: The AR interface. (a)(b)(d) are captured by a DSLR camera to reflect what the user would actually see through the HoloLens. (c)(e) are captured directly by HoloLens to better illustrate the functionality and the procedures of the proposed AR interface. (a) Users can use gesture control to turn on or off sensory information that overlays on top of actual robot or scene, as well as to control the robot. For instance, the camera icon is designed to turn on or off the Kinect camera; the gripper icon is designed to open or close the left gripper interactively. (b)(c) *TF* frames of robot's joints are displayed according to the tracked AR tag. (d)(e) The frames remain in place although the AR tag is lost during tracking later.

simultaneously transmitted and displayed in both ROS and HoloLens. The types of ROS messages include images, *TF*, force data, *etc.*. Meanwhile, from HoloLens to ROS, various kinds of visual effects displayed as holograms in HoloLens using Unity3D game engine can be generated to represent the corresponding ROS topic messages. Examples range from simple shapes to complex objects and images, compatible with various robot platforms and other ROS packages.

We first use HoloLens to track an AR tag displayed on robot's screen and obtain the relative pose from the user to the robot. This step registers the robot's pose relative to user's own coordinate system, and the information of interest is overlaid at the corresponding reference frames. Using gesture control, the user can easily turn on or off the sensory information, as well as control the robot (see Fig. 5a). In addition, the robot's *TF* tree can be overlaid on top of each joint, visualizing the join pose (see Fig. 5b and 5c). Even when the users move around to the location where the AR tag is not within the field-of-view, all the overlaid information is still anchored to the designed locations in 3D, *e.g.*, viewing the *TF* tree from the back of the robot (see Fig. 5d and 5e). Such ability dramatically enhances the mobility of the user and the robot, and provides a much more natural interactions.

By default, if the sensory information is turned on, the panel showing the information will be displayed next to the actual sensor in 3D scene (see Fig. 6a and 6b). The locations of these panels can be freely dragged to any




Fig. 6: (a)(b) The default location of image panel is on top of the actual Kinect sensor in 3D, showing images acquired from the Kinect sensor. (a) is captured by a DSLR camera whereas (b) is captured directly by HoloLens. (c) The image panel can be dragged to any 3D positions by gesture control.

3D positions around the robot using gesture control (see Fig. 6c). Compared to other AR applications which display information through tables or cell phones in which users' hands are occupied, the present AR interface frees the users' hands, providing better interactive experience as well as affording more complex and natural gesture controls.

#### B. Visualizing Knowledge Structure and Decision Making

In addition to augmenting AR elements shown in Fig. 5 and 6, we also reveal the robot's inner functioning and knowledge structure through the holographical interface. The knowledge structure is represented by a T-AOG (see Fig. 7a), which encodes a repertoire of opening the bottles. The structure of the T-AOG can be naturally inquired through gesture control. This feature provides users with a high-level semantic understanding of the robot's action planner, that is, how the robot behaved and will behave later.

Parsing the T-AOG will produce an action sequence (see Fig. 7b), which consists of atomic actions that the robot can execute to fulfill the task. By closely monitoring the dynamic parsing process, the users can supervise the decision-making process of the robot. As an example, Fig. 7c, 7d, and 7e demonstrate three representative steps in the parsing. Next action is selected with 100% at an And-node (see Fig. 7d) as it represents a compositional relation and its child nodes are deterministically executed in a temporal order. An Or-node (see Fig. 7c and 7e) indicates a switching configuration among its child nodes; one of its child nodes is selected based on the branching probability.

By visualizing the sensory data (see Fig. 5, 6, and 8), together with the knowledge structure and decision making process (see Fig. 7), the robot's inner functioning is revealed comprehensively.

#### C. Diagnoses, Motion Control, and Knowledge Patching

Using the features provided by the proposed AR interface, users can understand why (T-AOG parsing) and how (sensory information, *e.g.*, force response) the robot behaves. An example is provided in Fig. 10a, showing an execution process in opening a conventional bottle *Bottle 1*. Additionally, users can diagnose redundant or wrong behaviors during the executions.

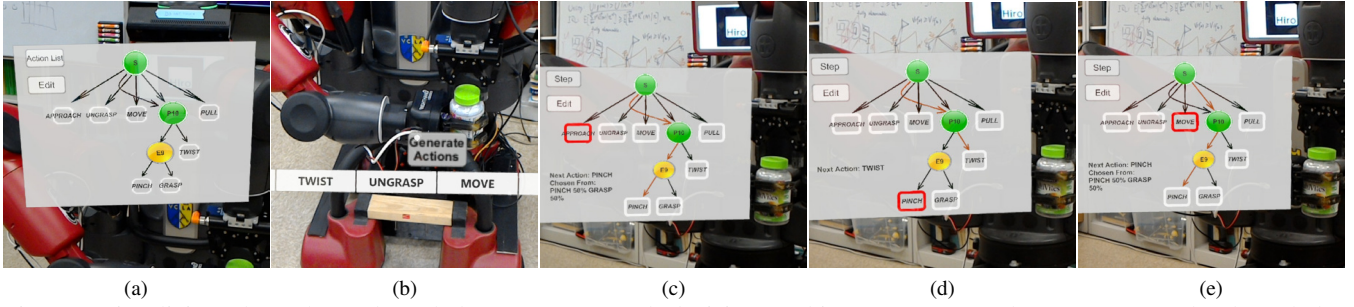


Fig. 7: Visualizing the robot's knowledge structure and decision making process to the users. (a) The knowledge representation, T-AOG. (b) A valid action sequences for opening bottles generated from the T-AOG. The robot decides the next action by parsing the T-AOG: (c) (e) the next action is select by the branching probability at Or-node, and (d) the next action is planned deterministically at And-node.




Fig. 8: Visualizing the force exerted by the left end-effector shows the force readings of different actions: (a) grasp the *Bottle 1*, (b) pinch the *Bottle 1*, (c) twist the *Bottle 1*, (d) grasp the *Bottle 2*, (e) twist the *Bottle 2*, and (f) push the *Bottle 2*.

Fig. 8 demonstrates a typical diagnose process in which a user may reason about the redundant behaviors. Specifically, Fig. 8a, 8b, and 8c show the robot's force readings of its left end-effector when performing the *grasp*, *pinch*, and *twist* action in opening conventional bottle *Bottle 1*, respectively. The red, green, and blue arrows indicate the canonical x, y, z-direction relatively to the robot's base, and the length of these arrows are proportional to the corresponding force magnitude sensed by the force/torque sensor at the end-effector. The white arrow is the vector sum of these forces, providing a more intuitive indication of how the force is applied. Not only are the *grasp* and *pinch* actions executed in the same way (closing the fingers), but also the force responses are identical. These readings come to the conclusion that the switching configuration between *grasp* and *pinch* is

redundant and one of the actions could be removed.

Wrong actions can also be discovered. When a new task is given, *i.e.*, opening a medicine bottle with child-safety lock that requires an additional pressing-down action on the lid (*e.g.*, *Bottle 2-4*), the robot executes the action sequence based on existing knowledge (see Fig. 10b). Although the majority of the robot's existing knowledge remains unchanged and produces desired results (see Fig. 8d), it lacks the concept of "pressing down action", resulting in the failure to complete the task: the *twist* action only applies small downward force, trying to unlock the safety mechanism.

In contrast to the traditional methods that require huge efforts in re-programming or re-training the robot for new repertoire, the proposed AR interface allows users to easily provide new guidance interactively without physically interacting with the robot. This teaching process is accomplished by dragging the virtual gripper hologram to a new pose (see Fig. 9). A warning sign would show up to alert users if the new pose is out of range (see Fig. 9a). By locking the displacements in certain directions, the user can define a new action through modifying the existing *twist* action by moving the end-effector downward to produce pressing force, namely *push* action (see Fig. 9b). The resulting force reading is shown in Fig. 8f. This process not only simplifies the teaching process but also avoids physical contact between users and the robot, which is safer to both human and robots.

Instead of providing single-time guidance to the robot, we can interactively modify its knowledge so that the acquired skill can be stored for future similar tasks. Due to the merit of T-AOG's high interpretability, the knowledge patching is accomplished by deleting a redundant node or adding a missing node. Fig. 10c shows an execution after patching the knowledge, which leads to a successful execution. The


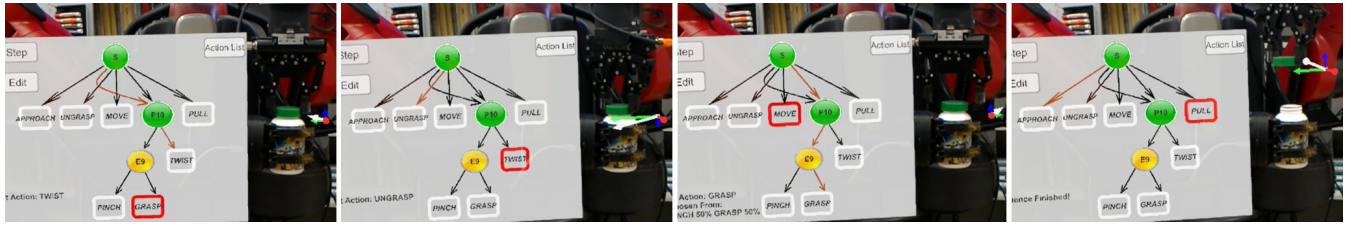
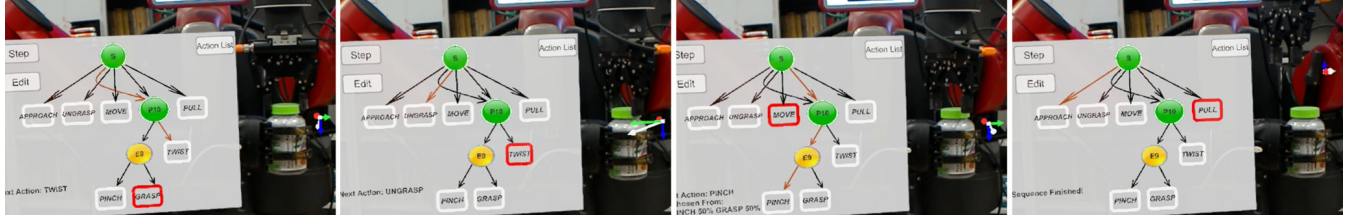


Fig. 9: User programs a new action through AR interface by dragging the virtual gripper model to a new pose. (a) A warning sign appears if the new pose is too aggressive. (b) A new action *Push* is successfully programmed with proper pose and parameters.






(a) Successful execution of opening a conventional bottle *Bottle 1*.



(b) Wrong execution of opening a medicine bottle *Bottle 2* with safety lock due to the lack of pressing down action.



(c) Successful execution of opening a medicine bottle *Bottle 2* after knowledge patching.

Fig. 10: The execution of opening various types of medicine bottles.

redundant *pinch* and *grasp* actions are eliminated by deleting the terminal node, e.g., the *pinch* action. The Or-node disappears automatically as there is only one child-node remains, and the terminal node merges with its parent And-node. The new programmed action *push* becomes an alternative action of the *twist* action.

Table I shows the success rates of opening four types of the bottle before and after patching the T-AOG knowledge structure. Since the *Bottle 1* comes with no safety lock and can be open regardless of the presence of pressing force or not, its success rate in opening appears to be no difference by deleting the redundant *pinch* action or adding the new *push* action. In the cases of opening *Bottle 2-4*, the pressing force is mandatory for the opening. Although a pressing force can be produced accidentally through the *twist* action, the success rate increased significantly after introducing new actions, showing the effectiveness of our knowledge patching.

## V. CONCLUSION

This paper presents an AR interface for teaching a robot with interpretable knowledge to open various bottles. The AR interface is built upon the state-of-the-art Microsoft HoloLens headset which is an untethered device that allows users move freely in the space while maintaining tracking of users' odometry. By communicating with the ROS platform,

TABLE I: Successful rate of opening bottles before and after knowledge update.

	Bottle 1	Bottle 2	Bottle 3	Bottle 4
Before	90%	30%	20%	20%
After	80%	90%	70%	70%

a number of ROS topic messages across different robot systems, such as *TF*, and images can be visualized to users. By visualizing the robot's knowledge structure represented by a T-AOG and its decision-making process, users can gain a better insight of its inner functioning. When a new task is given, the proposed AR interface allows easy diagnosing about the failure execution, as well as providing an interactive approach to teach the robot with new knowledge, as well as maintain such knowledge by patching the T-AOG. Overall, the proposed interface boosts the interactions between the users and the robot.

There are several aspects of the future work that can substantially improve the proposed AR interface. As the demonstration data is current collected using a vision-based method, learning the task composition (T-AOG) can be achieved by unsupervised learning such that the robot can acquire most of the knowledge by simply observing demonstrations without any manual data labeling. In addition to gesture interactions through HoloLens, language interactions can be explored as well to provide more effective and natural interactions. Life-long learning and active learning are promising as it allows robots ask user questions in their decision-making process so that the knowledge patching can take place autonomously by querying, which is closer to humans teaching-learning framework. Additionally, it is also interesting to collect human ratings based on the interpretability of various methods.

**Acknowledgement:** The authors thank Zhenliang Zhang and Feng Gao for their assistance in the experiment. The work reported herein is supported by DARPA XAI N66001-17-2-4029 and ONR MURI N00014-16-1-2007.

## REFERENCES

- [1] G. E. Hinton, S. Osindero, and Y.-W. Teh, "A fast learning algorithm for deep belief nets," *Neural Computation*, vol. 18, no. 7, pp. 1527–1554, 2006.
- [2] Y. Duan, X. Chen, R. Houthooft, J. Schulman, and P. Abbeel, "Benchmarking deep reinforcement learning for continuous control," in *International Conference on Machine Learning (ICML)*, 2016.
- [3] V. Mnih, K. Kavukcuoglu, D. Silver, A. A. Rusu, J. Veness, M. G. Bellemare, A. Graves, M. Riedmiller, A. K. Fidjeland, G. Ostrovski, et al., "Human-level control through deep reinforcement learning," *Nature*, vol. 518, no. 7540, pp. 529–533, 2015.
- [4] J. Mahler, J. Liang, S. Niyaz, M. Laskey, R. Doan, X. Liu, J. A. Ojea, and K. Goldberg, "Dex-net 2.0: Deep learning to plan robust grasps with synthetic point clouds and analytic grasp metrics," *arXiv preprint arXiv:1703.09312*, 2017.
- [5] I. Lenz, H. Lee, and A. Saxena, "Deep learning for detecting robotic grasps," *The International Journal of Robotics Research*, vol. 34, no. 4–5, pp. 705–724, 2015.
- [6] K. He, X. Zhang, S. Ren, and J. Sun, "Delving deep into rectifiers: Surpassing human-level performance on imagenet classification," in *Conference on Computer Vision and Pattern Recognition (CVPR)*, pp. 1026–1034, 2015.
- [7] S. Ioffe and C. Szegedy, "Batch normalization: Accelerating deep network training by reducing internal covariate shift," in *International Conference on Machine Learning (ICML)*, pp. 448–456, 2015.
- [8] B. D. Argall, S. Chernova, M. Veloso, and B. Browning, "A survey of robot learning from demonstration," *Robotics and autonomous systems*, vol. 57, no. 5, pp. 469–483, 2009.
- [9] D. Silver, A. Huang, C. J. Maddison, A. Guez, L. Sifre, G. Van Den Driessche, J. Schrittwieser, I. Antonoglou, V. Panneershelvam, M. Lanctot, et al., "Mastering the game of go with deep neural networks and tree search," *Nature*, vol. 529, no. 7587, pp. 484–489, 2016.
- [10] M. Moravčík, M. Schmid, N. Burch, V. Lisý, D. Morrill, N. Bard, T. Davis, K. Waugh, M. Johanson, and M. Bowling, "Deepstack: Expert-level artificial intelligence in no-limit poker," *arXiv preprint arXiv:1701.01724*, 2017.
- [11] N. Brown and T. Sandholm, "Superhuman ai for heads-up no-limit poker: Libratus beats top professionals," *Science*, p. eaao1733, 2017.
- [12] C. Xiong, N. Shukla, W. Xiong, and S.-C. Zhu, "Robot learning with a spatial, temporal, and causal and-or graph," in *International Conference on Robotics and Automation (ICRA)*, IEEE, 2016.
- [13] Y. Zhu, Y. Zhao, and S. Chun Zhu, "Understanding tools: Task-oriented object modeling, learning and recognition," in *Conference on Computer Vision and Pattern Recognition (CVPR)*, 2015.
- [14] S.-C. Zhu and D. Mumford, "A stochastic grammar of images," *Foundations and Trends® in Computer Graphics and Vision*, vol. 2, no. 4, pp. 259–362, 2007.
- [15] D. George, W. Lehrach, K. Kinsky, M. Lázaro-Gredilla, C. Laan, B. Marthi, X. Lou, Z. Meng, Y. Liu, H. Wang, et al., "A generative vision model that trains with high data efficiency and breaks text-based captchas," *Science*, vol. 358, no. 6368, p. eaag2612, 2017.
- [16] X. Liu, Y. Zhao, and S.-C. Zhu, "Single-view 3d scene reconstruction and parsing by attribute grammar," *IEEE Transactions on Pattern Analysis and Machine Intelligence*, 2017.
- [17] T. Shu, X. Gao, M. S. Ryoo, and S.-C. Zhu, "Learning social affordance grammar from videos: Transferring human interactions to human-robot interactions," in *International Conference on Robotics and Automation (ICRA)*, IEEE, 2017.
- [18] J. Pearl, *Causality*. Cambridge university press, 2009.
- [19] A. S. Fire and S.-C. Zhu, "Using causal induction in humans to learn and infer causality from video," in *Proceedings of the 35th Annual Meeting of the Cognitive Science Society (CogSci)*, 2013.
- [20] K. Kinsky, T. Silver, D. A. Mély, M. Eldawy, M. Lázaro-Gredilla, X. Lou, N. Dorfman, S. Sidor, S. Phoenix, and D. George, "Schema networks: Zero-shot transfer with a generative causal model of intuitive physics," in *International Conference on Machine Learning (ICML)*, 2017.
- [21] B. M. Lake, R. Salakhutdinov, and J. B. Tenenbaum, "Human-level concept learning through probabilistic program induction," *Science*, vol. 350, no. 6266, pp. 1332–1338, 2015.
- [22] J. Launchbury, "A darpa perspective on artificial intelligence," 2017.
- [23] E. H. Shortliffe and B. G. Buchanan, "A model of inexact reasoning in medicine," *Mathematical biosciences*, vol. 23, no. 3–4, pp. 351–379, 1975.
- [24] W. L. Johnson, "Agents that learn to explain themselves," in *AAAI Conference on Artificial Intelligence (AAAI)*, pp. 1257–1263, 1994.
- [25] M. Lomas, R. Chevalier, E. V. Cross II, R. C. Garrett, J. Hoare, and M. Kopack, "Explaining robot actions," in *Proceedings of the seventh annual ACM/IEEE international conference on Human-Robot Interaction*, pp. 187–188, ACM, 2012.
- [26] B. Hayes and J. A. Shah, "Interpretable models for fast activity recognition and anomaly explanation during collaborative robotics tasks," in *International Conference on Robotics and Automation (ICRA)*, IEEE, 2017.
- [27] T. M. Mitchell and S. B. Thrun, "Explanation-based neural network learning for robot control," in *Advances in Neural Information Processing Systems (NIPS)*, pp. 287–294, 1993.
- [28] M. Van Lent, W. Fisher, and M. Mancuso, "An explainable artificial intelligence system for small-unit tactical behavior," in *Proceedings of the National Conference on Artificial Intelligence*, pp. 900–907, Menlo Park, CA; Cambridge, MA; London; AAAI Press; MIT Press; 1999, 2004.
- [29] M. G. Core, H. C. Lane, M. Van Lent, D. Gomboc, S. Solomon, and M. Rosenberg, "Building explainable artificial intelligence systems," in *AAAI Conference on Artificial Intelligence (AAAI)*, pp. 1766–1773, 2006.
- [30] T. H. Collett and B. A. MacDonald, "Augmented reality visualisation for player," in *International Conference on Robotics and Automation (ICRA)*, IEEE, 2006.
- [31] I. Y.-H. Chen, B. MacDonald, and B. Wunsche, "Mixed reality simulation for mobile robots," in *International Conference on Robotics and Automation (ICRA)*, IEEE, 2009.
- [32] W. Hoenig, C. Milanes, L. Scaria, T. Phan, M. Bolas, and N. Ayanian, "Mixed reality for robotics," in *International Conference on Intelligent Robots and Systems (IROS)*, IEEE, 2015.
- [33] M. D. Covert, T. Lee, I. Shinde, and Y. Sun, "Spatial augmented reality as a method for a mobile robot to communicate intended movement," *Computers in Human Behavior*, vol. 34, pp. 241–248, 2014.
- [34] F. Leutert, C. Herrmann, and K. Schilling, "A spatial augmented reality system for intuitive display of robotic data," in *ACM/IEEE International Conference on Human-Robot Interaction (HRI)*, IEEE Press, 2013.
- [35] H. Fang, S. Ong, and A. Nee, "A novel augmented reality-based interface for robot path planning," *International Journal on Interactive Design and Manufacturing (IJiDeM)*, vol. 8, no. 1, pp. 33–42, 2014.
- [36] R. S. Andersen, O. Madsen, T. B. Moeslund, and H. B. Amor, "Projecting robot intentions into human environments," in *International Symposium on Robot and Human Interactive Communication (RO-MAN)*, IEEE, 2016.
- [37] K. Krüchel, F. Nolden, A. Ferrein, and I. Scholl, "Intuitive visual teleoperation for ugvs using free-look augmented reality displays," in *International Conference on Robotics and Automation (ICRA)*, IEEE, 2015.
- [38] F. Ghiringhelli, J. Guzzi, G. A. Di Caro, V. Caglioti, L. M. Gambardella, and A. Giusti, "Interactive augmented reality for understanding and analyzing multi-robot systems," in *International Conference on Intelligent Robots and Systems (IROS)*, IEEE, 2014.
- [39] A. Reina, A. J. Cope, E. Nikolaidis, J. A. Marshall, and C. Sabo, "Ark: Augmented reality for kilobots," *IEEE Robotics and Automation Letters*, vol. 2, no. 3, pp. 1755–1761, 2017.
- [40] D. Brageul, S. Vukanovic, and B. A. MacDonald, "An intuitive interface for a cognitive programming by demonstration system," in *International Conference on Robotics and Automation (ICRA)*, IEEE, 2008.
- [41] M. F. Zaeh and W. Vogl, "Interactive laser-projection for programming industrial robots," in *IEEE/ACM International Symposium on Mixed and Augmented Reality*, IEEE, 2006.
- [42] R. Kuriya, T. Tsujimura, and K. Izumi, "Augmented reality robot navigation using infrared marker," in *International Symposium on Robot and Human Interactive Communication (RO-MAN)*, IEEE, 2015.
- [43] D. Q. Huy, I. Vietcheslav, and G. S. G. Lee, "See-through and spatial augmented reality-a novel framework for human-robot interaction," in *International Conference on Control, Automation and Robotics (ICCAR)*, IEEE, 2017.
- [44] R. S. Andersen, S. Bøgh, T. B. Moeslund, and O. Madsen, "Task space hri for cooperative mobile robots in fit-out operations inside ship superstructures," in *International Symposium on Robot and Human Interactive Communication (RO-MAN)*, IEEE, 2016.
- [45] L. Feng, L. Humphrey, I. Lee, and U. Topcu, "Human-interpretable diagnostic information for robotic planning systems," in *International Conference on Intelligent Robots and Systems (IROS)*, IEEE, 2016.
- [46] B. Hayes and J. A. Shah, "Improving robot controller transparency through autonomous policy explanation," in *ACM/IEEE International Conference on Human-Robot Interaction (HRI)*, ACM, 2017.
- [47] B. Hayes and B. Scassellati, "Autonomously constructing hierarchical task networks for planning and human-robot collaboration," in *International Conference on Robotics and Automation (ICRA)*, IEEE, 2016.
- [48] M. Edmonds, F. Gao, X. Xie, H. Liu, S. Qi, Y. Zhu, B. Rothrock, and S.-C. Zhu, "Feeling the force: Integrating force and pose for fluent discovery through imitation learning to open medicine bottles," in *International Conference on Intelligent Robots and Systems (IROS)*, IEEE, 2017.
- [49] H. Liu, X. Xie, M. Millar, M. Edmonds, F. Gao, Y. Zhu, V. J. Santos, B. Rothrock, and S.-C. Zhu, "A glove-based system for studying hand-object manipulation via joint pose and force sensing," in *International Conference on Intelligent Robots and Systems (IROS)*, IEEE, 2017.
- [50] S. Qi, S. Huang, P. Wei, and S.-C. Zhu, "Predicting human activities using stochastic grammar," in *International Conference on Computer Vision (ICCV)*, IEEE, 2017.